

BLINDED!

LESSON 3



Your Response to the Lesson



What was most interesting in the Bible story?

What activity was most enjoyable?

What new things did you learn?

Activity A

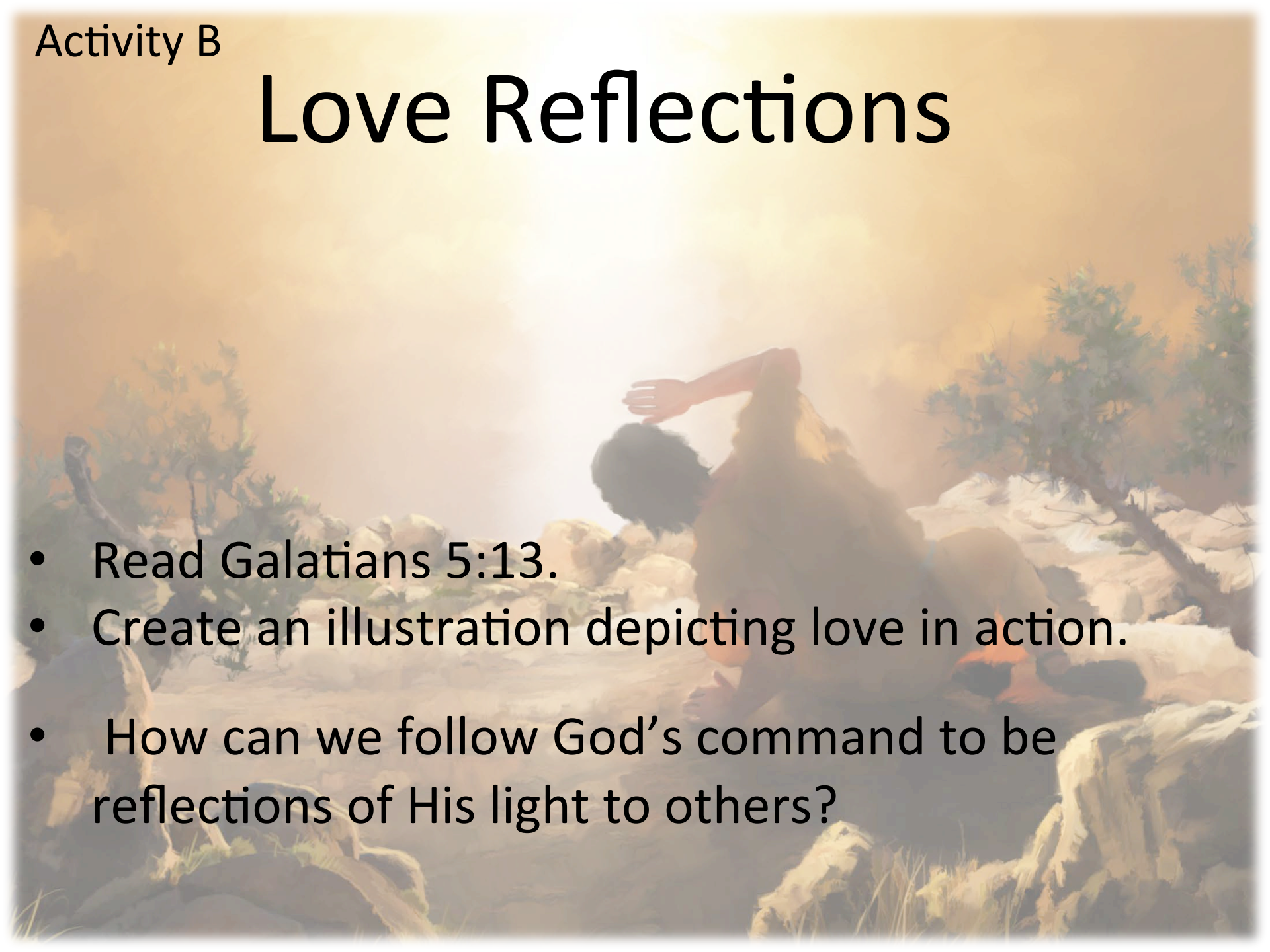
Good News—Bad News

- Find the good and the bad in the stories.
- How did it feel to have to find good and bad in situations?



Love Reflections

- Read Galatians 5:13.
- Create an illustration depicting love in action.
- How can we follow God's command to be reflections of His light to others?



All Change

- Create a coat of arms.
- Divide your shield into four sections.
- Draw symbols to illustrate your interests, hobbies, character traits, and your family.

How can you use your best traits to reflect God's love to others?

A person is kneeling on a rocky, hilly landscape during a golden sunset. The person is wearing a dark, long-sleeved garment and has their hands clasped in prayer. The background is a bright, hazy sky with a few trees and rocks scattered across the terrain.

powertext

“For this is what the Lord has commanded us:
‘I have made you a light for the Gentiles, that you
may bring salvation to the ends of the
Earth’” (Acts 13:47).

A person is kneeling on a rocky, hilly landscape, facing away from the camera. They have their hands clasped in prayer, with one hand resting on their head. The scene is bathed in the warm, golden light of a sunrise or sunset, with the sun low on the horizon, creating a hazy, atmospheric background. The terrain is rugged with scattered rocks and small, scrubby trees.

POWERPOINT

We build community when we use our God-given talents to share with others His love.

PRAYER AND PRAISE

How Was Your Week?

Good things?
Challenges?
Special events?



Songs


“One Thing is Needful” (*He Is Our Song*, no. 39)

“I’ve Got a River of Life” (*He Is Our Song*, no. 128)

“Give Me Oil in My Lamp” (*He Is Our Song*, no. 139)

“Make Me a Servant” (*Praise Time*, no. 79)

SOUTH PACIFIC DIVISION



Solomon Islands



Giving the Invitation

CONFERENCE	CHURCHES	COMPANIES	MEMBERS	POPULATION
Australian	421	105	58,219	23,110,000
New Zealand Pacific	142	85	18,646	5,019,000
Papua New Guinea	951	2,798	238,273	7,179,000
Trans-Pacific	498	562	105,824	2,196,000
TOTAL	2,012	3,550	420,962	37,504,000

- PROJECTS:**
- ① Hope Channel Studio, Auckland, New Zealand
 - ② Family Wellness Center of Influence, Suva, Fiji
 - ③ Children's Discipleship Centers in Papua New Guinea, Trans-Pacific Union, New Caledonia



PRAYER AND PRAISE

Prayer Time

Take turns completing the following sentence prayer:

Heavenly Father, Help me to reflect Your love to others by using my talent of . . .

INTRODUCTION TO THE STORY

The Net Kids

- Identify some of your gifts and talents.
- How can you use them to reflect God's love?



INTRODUCTION TO THE STORY

The Story

You may listen to a podcast recording of the story:
www.juniorpowerpoints.org



A person is kneeling on a rocky, hilly landscape, facing away from the camera. They have their hands clasped in prayer, with one hand resting on their head. The scene is bathed in the warm, golden light of a sunrise or sunset, with the sun low on the horizon, creating a hazy, atmospheric background. There are some green bushes and trees scattered across the rocky terrain.

POWERPOINT

We build community when we use our God-given talents to share with others His love.

EXPERIENCE THE STORY

Extreme Measures

- Read Acts 9:1-9.
- With your eyes closed describe your feelings about the reading of these verses.
- Why do you think God had to go to such extreme measures to get Saul to listen to Him?

Gifts

- Divide into three groups and each group read one of these scriptures: Romans 12:6-8; 1 Corinthians 12:7-10; and Ephesians 4:11-13.
- Identify the gifts in these Bible passages.
- What gifts do you recognize in yourself?

APPLY THE LESSON

What Gifts?

- Take the Spiritual Gifts Inventory?
- What did you discover about the gifts that God has given you? How do you already use your gifts? In what new ways can you use them?

A person is kneeling on a rocky, hilly landscape, facing away from the camera. They have their hands clasped in prayer, with one hand resting on their head. The scene is bathed in the warm, golden light of a sunrise or sunset, with the sun low on the horizon, creating a hazy, atmospheric background. The terrain is rugged with scattered rocks and small, scrubby trees.

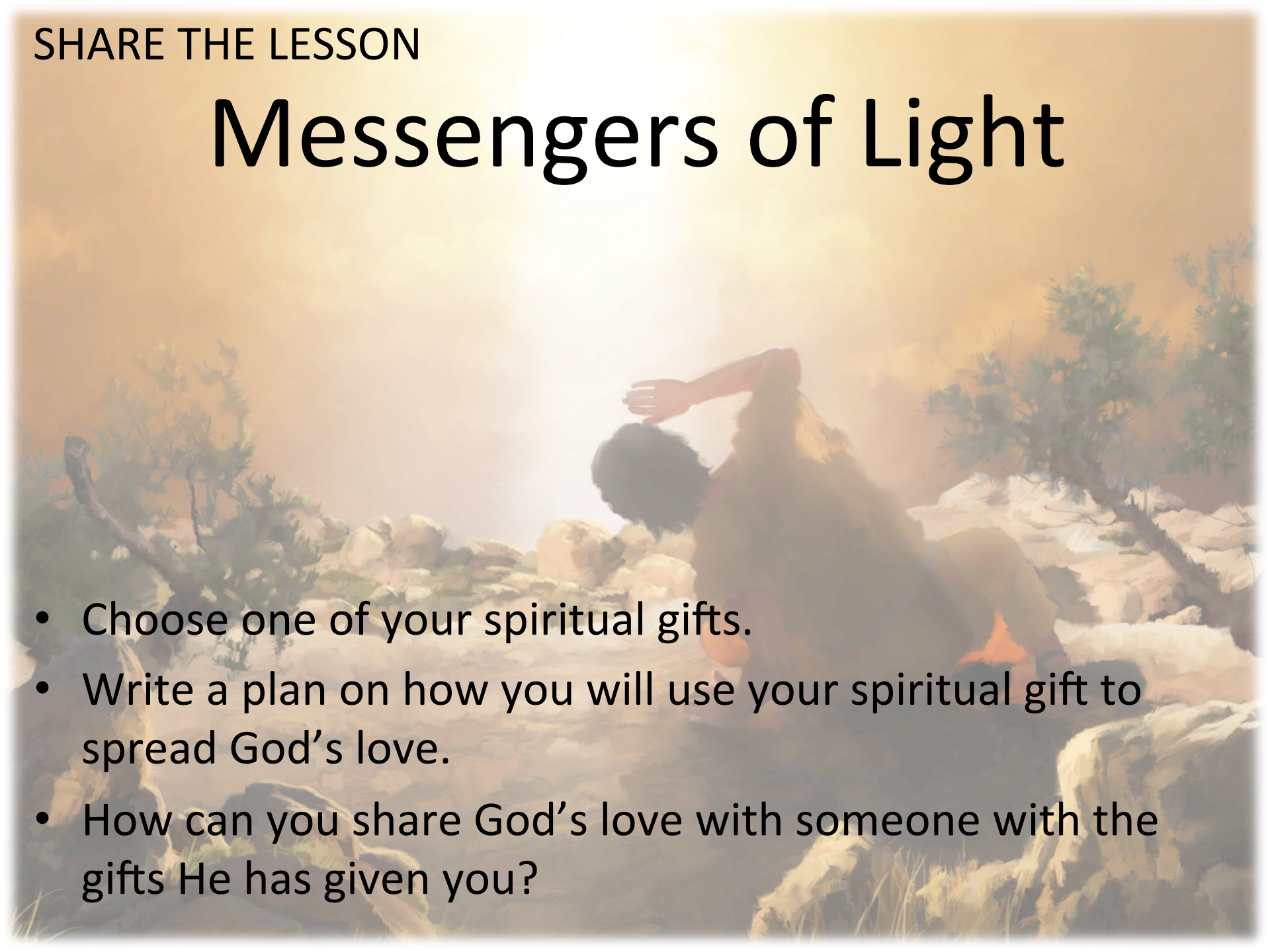
POWERPOINT

We build community when we use our God-given talents to share with others His love.

SHARE THE LESSON

Messengers of Light

- Choose one of your spiritual gifts.
- Write a plan on how you will use your spiritual gift to spread God's love.
- How can you share God's love with someone with the gifts He has given you?



Coming Up Next Week

“Christ Folk”

Christians support each other
Study your Sabbath School lesson each day
Complete the daily activities
Memorize the Power Text

Closing Prayer

A person is kneeling on a rocky, hilly landscape during a sunset or sunrise. The person is wearing a dark, long-sleeved shirt and dark pants, and is in a prayerful posture with their hands clasped in front of them. The background is a warm, golden glow from the sun, with some green trees and rocks visible. The overall mood is peaceful and contemplative.

*Dear Jesus,
Thank You for providing everything we need so we
can share Your love with others.
Help us to show Your love to everyone around us.
Amen.*